PUENTE DE LOS PEQUEÑOS



VIGAS Y DIAGONALES PARA AFIANZAR SU VOLADIZO.



PLANCHAS DE POLICARBONATO QUE PROTEGEN LA ESTRUCTURA DE AGUAS LLUVIA.

SECUENCIA CONSTRUCTIVA

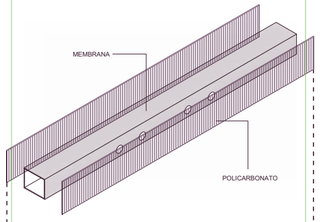

REVESTIMIENTOS Y PROTECCIÓN POR DISEÑO:
-PLACA TRANSPARENTE DE POLICARBONATO
-MEMBRANA HIDRÓFUGA PARA CLT

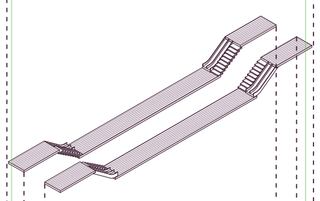

DECK DE MADERA TERMOTRATADA

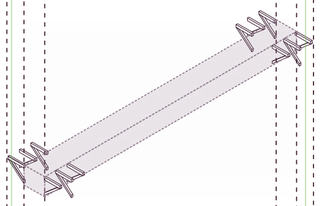

ESTRUCTURA DE VIGAS Y DIAGONALES

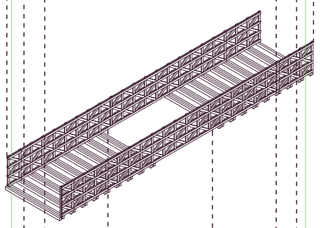

ESTRUCTURA DE CERCHAS LATERALES
Y ENVIGADO TRANSVERSAL

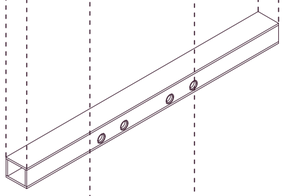

VIGA-CAJÓN DE CLT

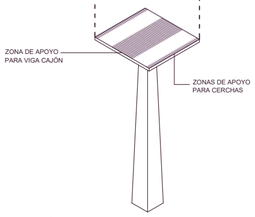

FUNDACIÓN Y COLUMNA CON CAPITEL
DE HORMIGÓN ARMADO

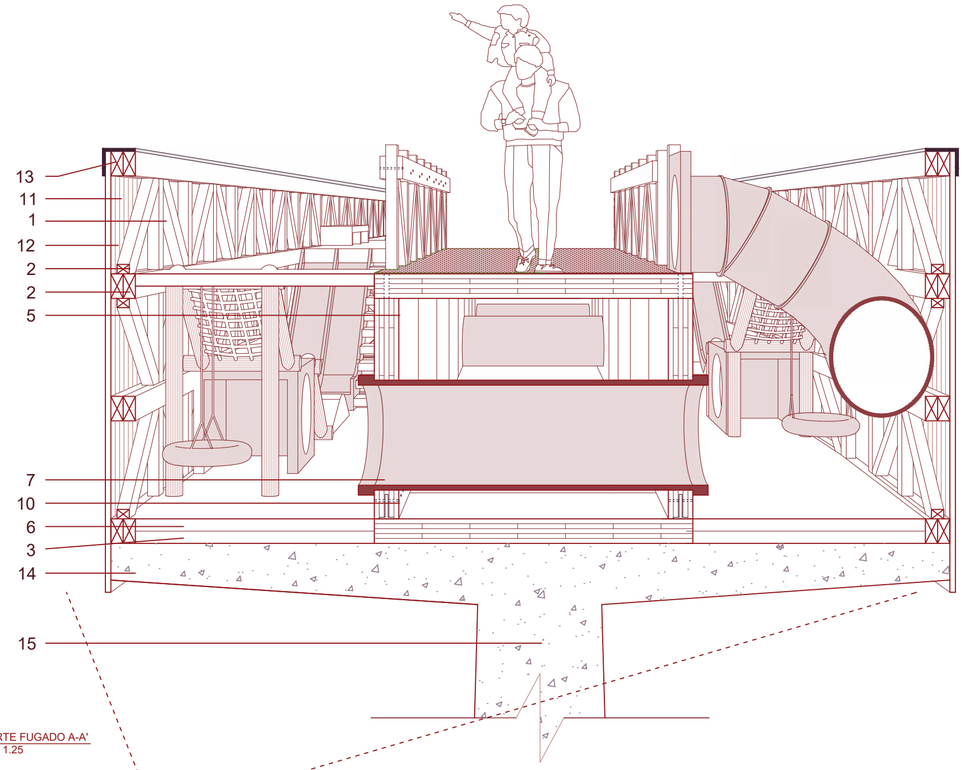

CORTE FUGADO A-A'
Esc 1.25

CORTE FUGADO A-A'
Esc 1.25

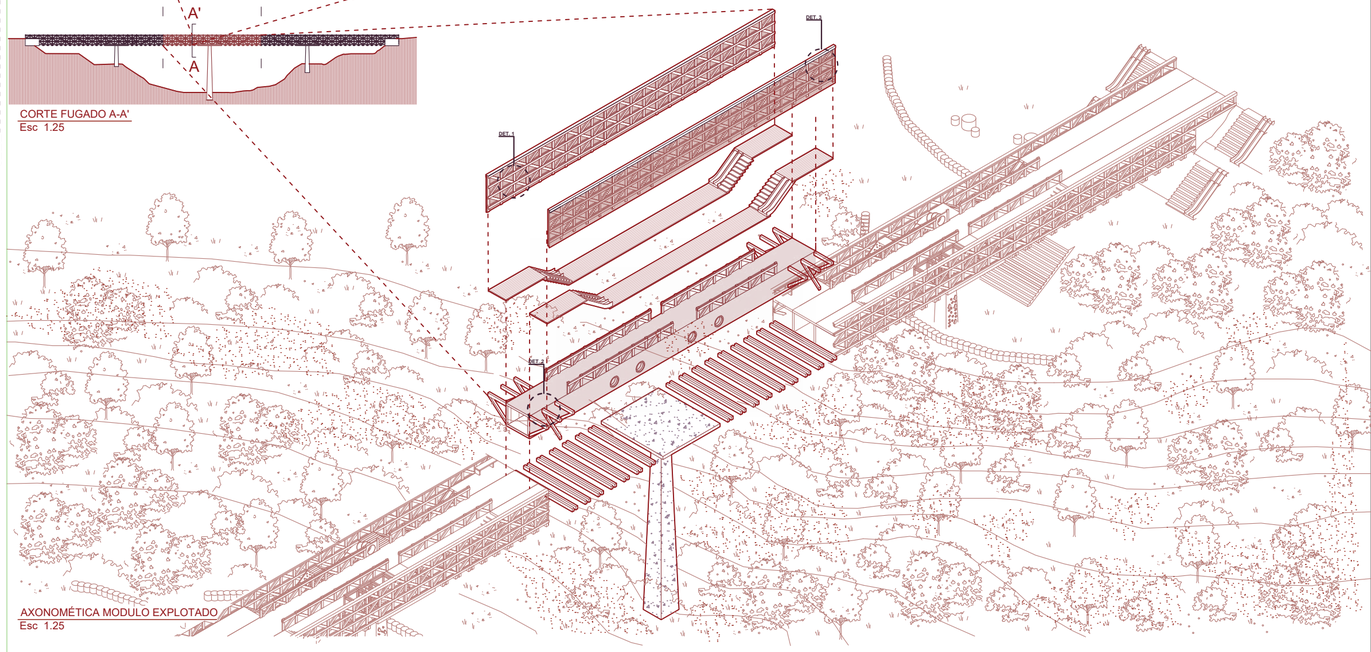

AXONOMÉTICA MODULO EXPLOTADO
Esc 1.25

MATERIALES

1. MONTANTES MLE 100mm x 200mm
2. VIGAS MLE 100mm x 200mm
3. VIGAS TRANSVERSALES MLE 100mm x 100mm
4. VIGAS TRANSVERSALES MLE 200mm x 300mm
5. CLT 5 CAPAS, 20cm DE GROSOR
6. TABLEROS DECK TERMOTRATADO
7. JUEGOS MODULARES DE YPLASTICOS RECICLADOS
8. TORNILLOS
9. PERNOS DE ANCLAJE EN J
10. ESTRIBO PARA UNIÓN OCULTA
11. PLANCHA DE POLICARBONATO TRANSLÚCIDA
12. MEMBRANA HIDRÓFUGA PARA LOSA CLT
13. PERFIL ESQUINERO DE ZINCALUM
14. CAPITEL DE HORMIGÓN ARMADO
15. PILAR DE HORMIGÓN ARMADO

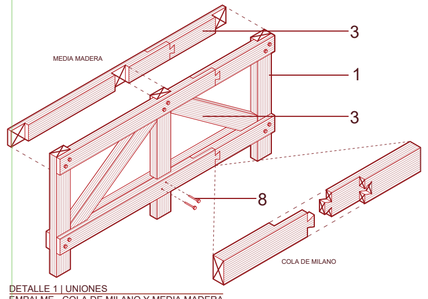

DETALLE 1 | UNIONES
EMPALME - COLA DE MILANO Y MEDIA MADERA

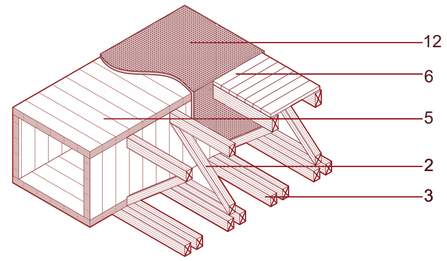

DETALLE 2 | UNIONES Y PROTECCIÓN POR DISEÑO
UNIÓN TABLEROS DECK A LA VIGA CAJÓN

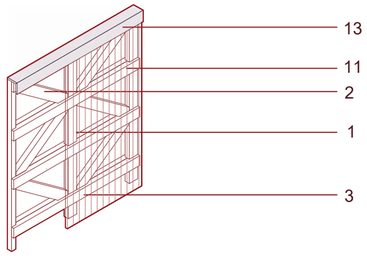

DETALLE 3 | PROTECCIÓN POR DISEÑO
REVESTIMIENTO DE CERCHAS